



PUERTO RICO PRACTICAL SHOOTING ASSOCIATION, INC.

Stage: 1

HOST CLUB: Ponce Experts Shooting Club



START POSITION: Hands touching marks.

GUN READY CONDITION: Pistol loaded and holstered.

STAGE PROCEDURE: Upon start signal, engage targets as they become visible from within the shooting area.

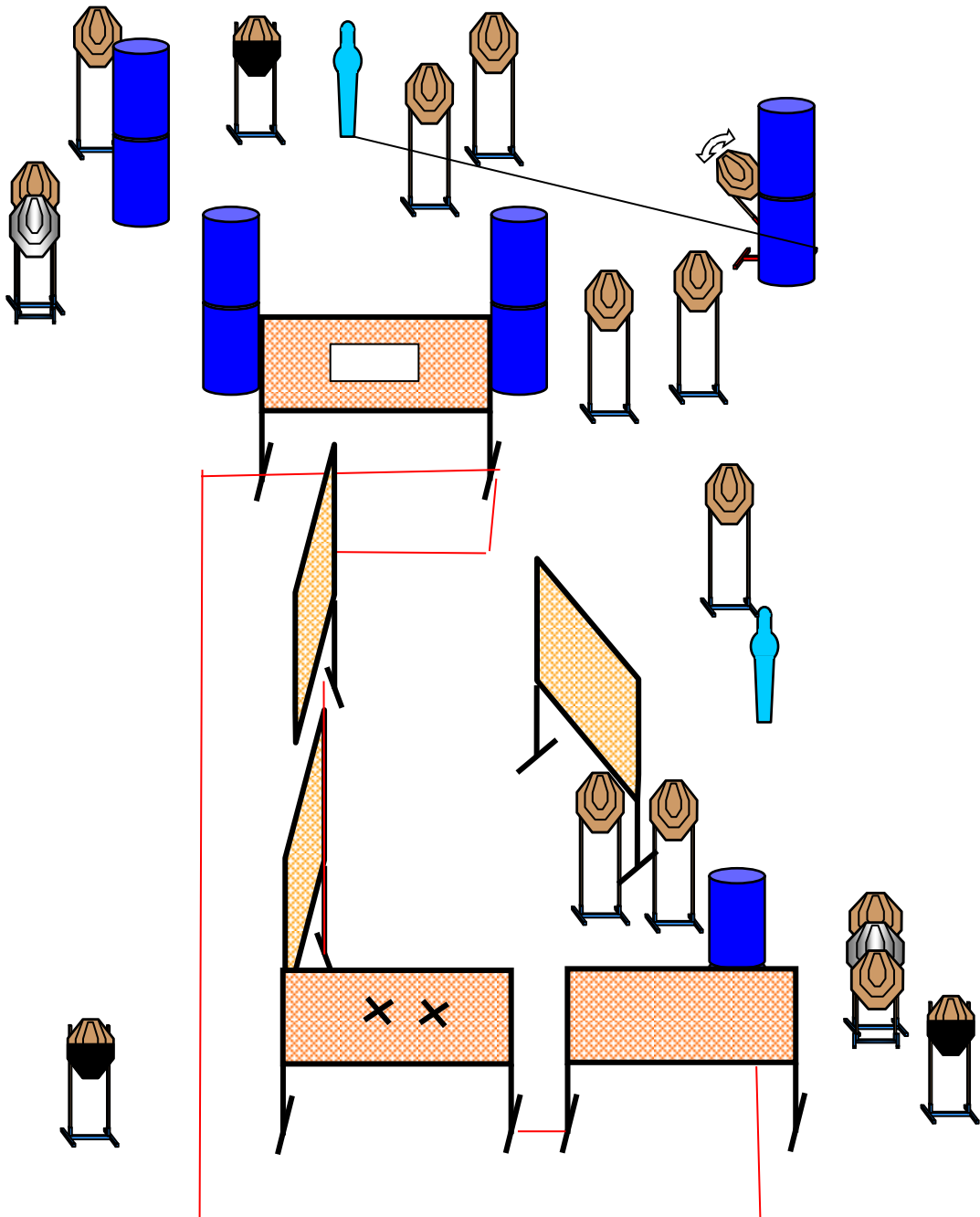
SCORING: 32 Rounds, 160 points

TARGETS: 15 Paper Targets, 2 PP

SCORED HITS: Best two per target

START-STOP: Audible - Last shot

RULES: Per latest IPSC rule book





PUERTO RICO PRACTICAL SHOOTING ASSOCIATION, INC.

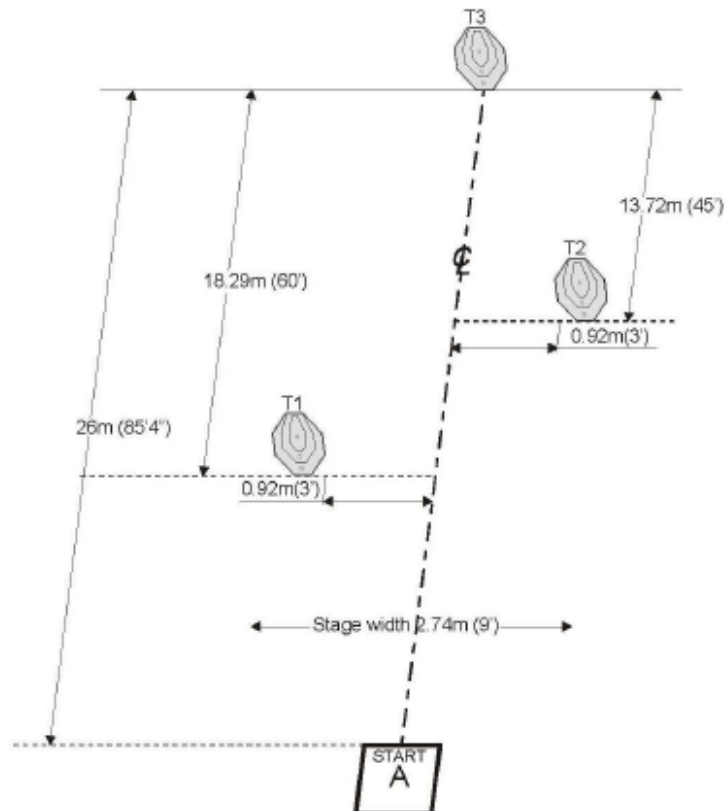
Stage: 2

HOST CLUB: Ponce Experts Shooting Club



IPSC Classifier

Stage: CLC-19



Type of Course:	Medium Course
Targets (type & number):	3 IPSC Targets
No. of rounds to be scored:	18
Maximum points:	90
Start position:	Standing relaxed in area 'A', with both wrists above respective shoulders.
Handgun ready condition:	Handgun loaded and holstered.
Procedure:	After the audible start signal engage target T3 only with six rounds from within the designated area 'A', make a mandatory reload and engage target T2 with six rounds from within the designated area 'A'. Perform another mandatory reload and engage target T1 with six rounds, strong hand only, from within the designated area 'A'.
Setup Notes:	Set IPSC Targets to 1.52m (5') to the top of the targets. Area 'A' is 0.92m (3') by 0.92m (3').



PUERTO RICO PRACTICAL SHOOTING ASSOCIATION, INC.

Stage: 3

HOST CLUB: Ponce Experts Shooting Club



START POSITION: Heels touching marks.

GUN READY CONDITION: Pistol loaded and holstered.

STAGE PROCEDURE: Upon start signal, engage targets from within the shooting area.

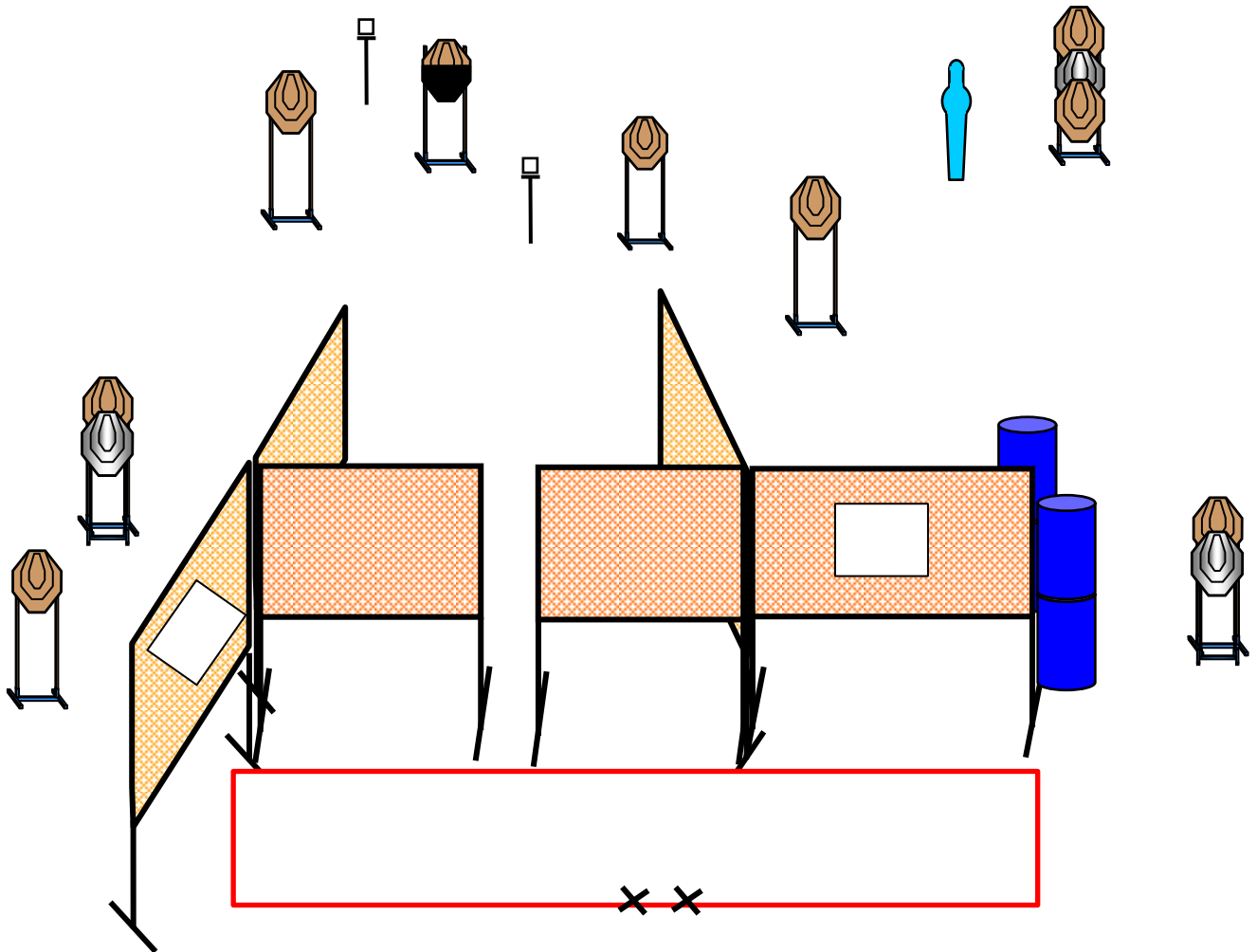
SCORING: 21 rounds, 105 points

TARGETS: 9 Paper Targets, 2 ST, 1 PP

SCORED HITS: Best 2 per target

START-STOP: Audible - Last shot

RULES: Per latest IPSC rule book





PUERTO RICO PRACTICAL SHOOTING ASSOCIATION, INC.

Stage: 4

HOST CLUB: Ponce Experts Shooting Club



START POSITION: Heels touching marks.

GUN READY CONDITION: Pistol loaded and holstered.

STAGE PROCEDURE: Upon the start signal, engage targets from within the shooting area.

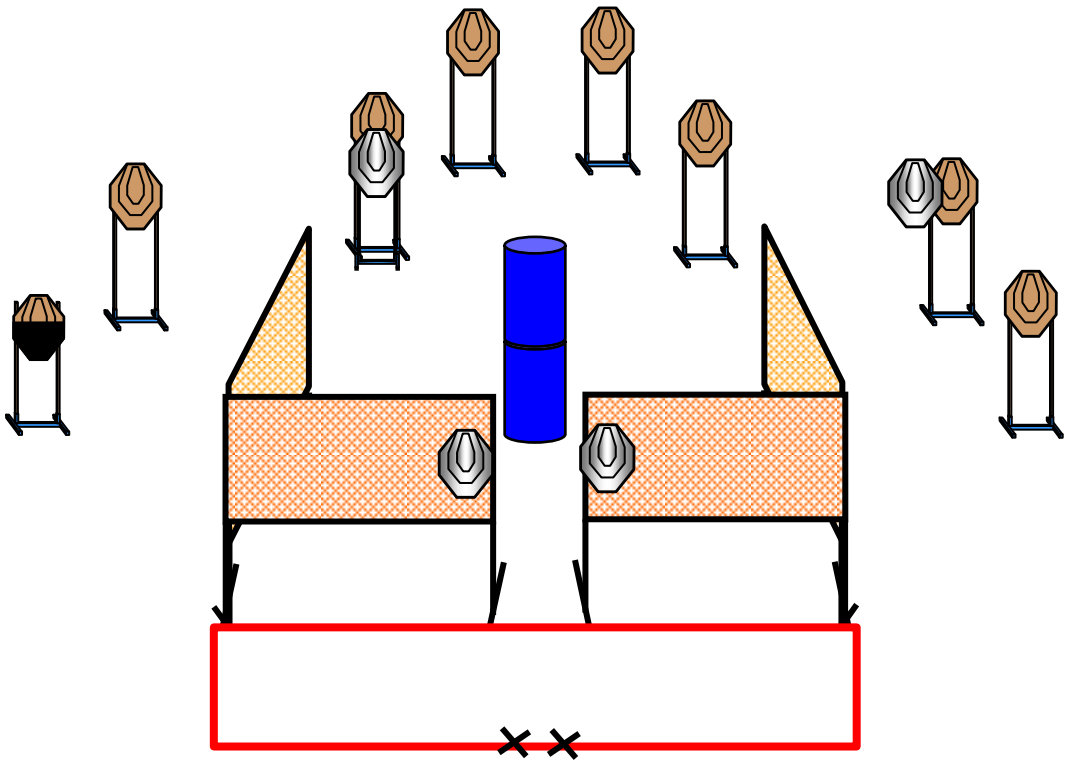
SCORING: Comstock, 16 rounds, 80 points

TARGETS: 8 Paper Targets

SCORED HITS: Best 2 per target

START-STOP: Audible - Last shot

RULES: Per latest IPSC rule book





PUERTO RICO PRACTICAL SHOOTING ASSOCIATION, INC.

Stage: 5

HOST CLUB: Ponce Experts Shooting Club



START POSITION: Hands flat on marks.

GUN READY CONDITION: Pistol loaded and holstered.

STAGE PROCEDURE: Upon start signal, engage targets as they become visible from within the shooting area.

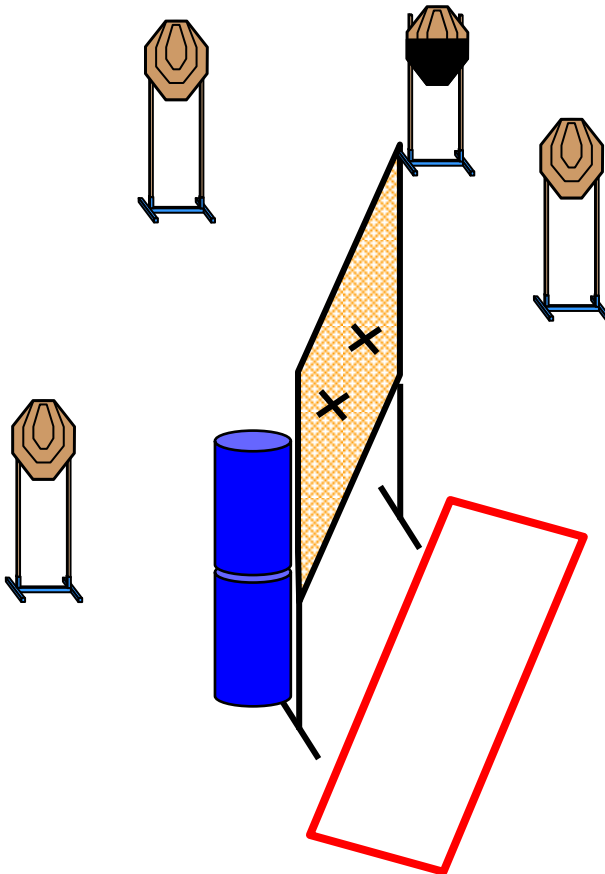
SCORING: 8 Rounds, 40 points

TARGETS: 4 Paper Targets

SCORED HITS: Best two per target

START-STOP: Audible - Last shot

RULES: Per latest IPSC rule book





PUERTO RICO PRACTICAL SHOOTING ASSOCIATION, INC.

Stage: 6

HOST CLUB: Ponce Experts Shooting Club



START POSITION: Seated and hands touching knees.

GUN READY CONDITION: Pistol unloaded and flat on the mark. All magazines on the table.

STAGE PROCEDURE: Upon start signal, engage targets from within the shooting area.

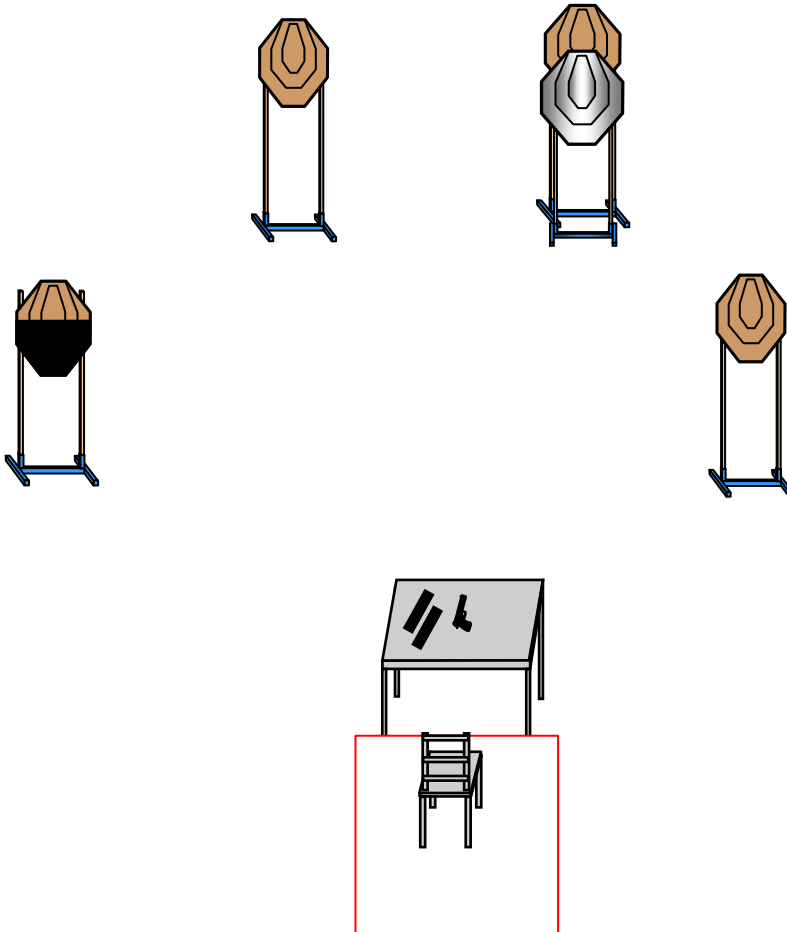
SCORING: 8 Rounds, 40 points

TARGETS: 4 Paper Targets

SCORED HITS: Best two per target

START-STOP: Audible - Last shot

RULES: Per latest IPSC rule book





PUERTO RICO PRACTICAL SHOOTING ASSOCIATION, INC.

Stage: 7

HOST CLUB: Ponce Experts Shooting Club

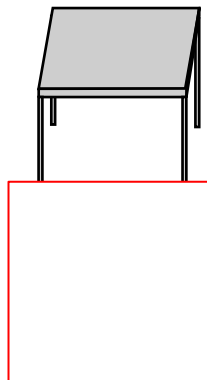
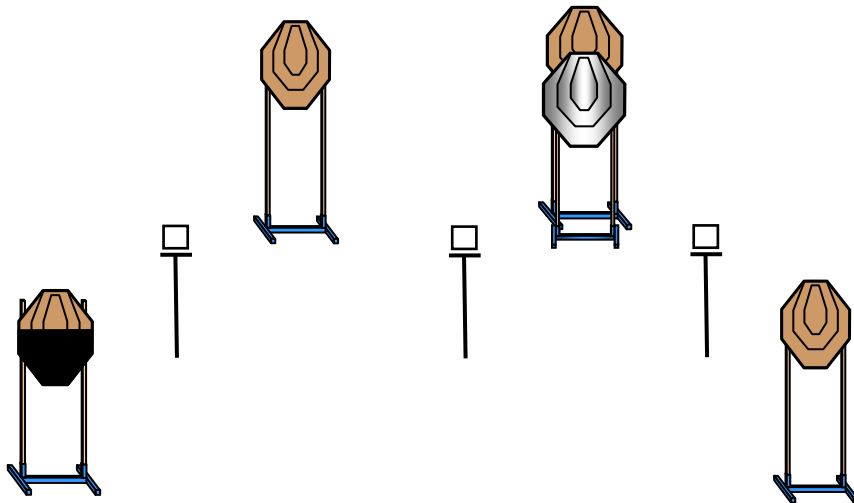


START POSITION: Standing in Area "A", with both wrists above respective shoulders.

GUN READY CONDITION: Pistol loaded and holstered.

STAGE PROCEDURE: Upon start signal, engage T1 to T4 with one shot and engage ST1 to ST3. Make a mandatory reload and engage T1 to T4 with one shot.

SCORING: 11 Rounds, 55 points
TARGETS: 4 Paper Targets, 3 Steels
SCORED HITS: Best two per target
START-STOP: Audible - Last shot
RULES: Per latest IPSC rule book





PUERTO RICO PRACTICAL SHOOTING ASSOCIATION, INC.

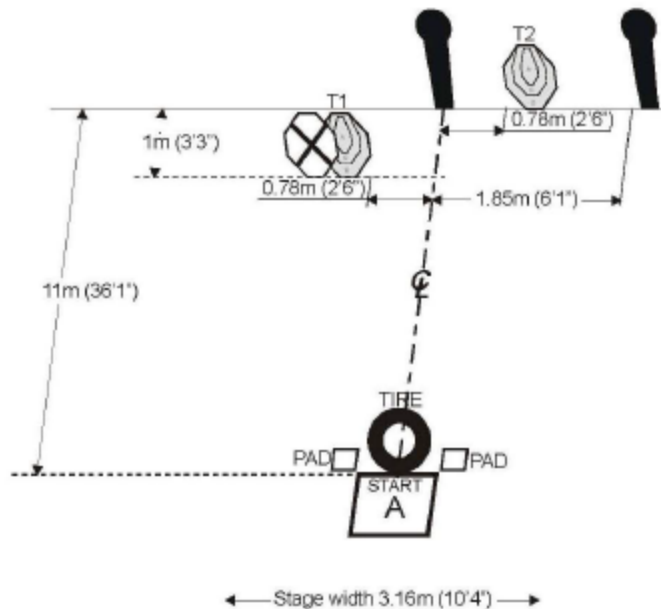
Stage: 8

HOST CLUB: Ponce Experts Shooting Club



IPSC Classifier

Stage: CLC-31



Type of Course:	Short Course
Targets (type & number):	2 IPSC Targets, 2 IPSC Popper, 1 No Shoot
No. of rounds to be scored:	6
Maximum points:	30
Start position:	Kneeling with at least one knee touching the ground in area 'A'. Facing downrange with both hands on top of a car tire which is standing upright.
Handgun ready condition:	The loaded handgun will be placed on a pad on the ground on either side of the tire. The handgun is pointing downrange.
Procedure:	After the audible start signal, using the weak hand only, engage targets, weak hand only, from within the designated area 'A'.
Setup Notes:	Set IPSC Targets/No Shoot to 1.52m (5') to the top of the targets. Area 'A' is 0.92m (3') by 0.92m (3'). The car tire is not rimmed and is from a minimum of 14 inches rim.