



PUERTO RICO PRACTICAL SHOOTING ASSOCIATION

Stage: 1

Course Designer: IPSC

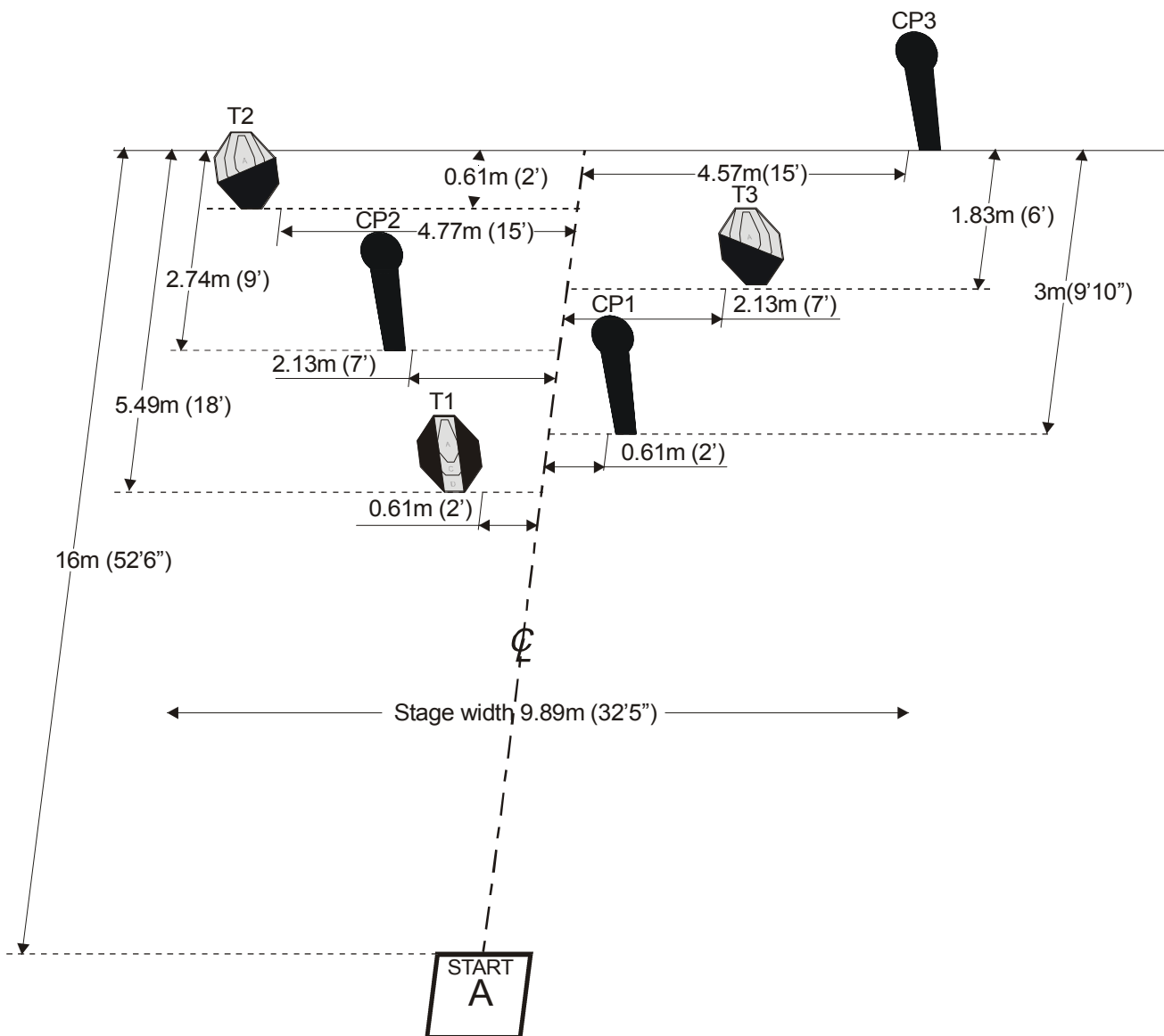
Date: 11/8/2015



Course of Fire Type: Medium Classifier Stage Stage Procedure:

On start signal, from Area A, shoot T1-T3 with minimum 2 rounds each, perform a mandatory reload then again shoot T1-T3 with minimum 2 rounds each, perform another mandatory reload and again shoot T1-T3 with minimum 2 rounds each, perform another mandatory reload and shoot CP1-CP3 strong hand only.

Scoring:	Comstock
Targets:	3 Classic, 3 Classic poppers
Possible Points:	105
Minimum Rounds:	21
Start Position:	Standing crouched in Area A with toes of both feet against front line of Area A, hands on knees.
Start:	On audible signal
Stop:	Last shot
Penalties:	As per current edition IPSC rules



SETUP NOTES: Set paper targets to 1.52m (5 feet) to top of targets. Area A is 0.92m(3') by 0.92m(3'). Hard cover on T2 & T3, as shown, diagonal from lower notch across center of A zone to upper point of angle cut. Hard cover on T1 is even with edges of A zone.



PUERTO RICO PRACTICAL SHOOTING ASSOCIATION

Stage: 2

Course Designer: IPSC

Date: 11/8/2015



Course of Fire Type: Short Classifier Stage

Stage Procedure:

On the signal, draw and shoot all targets, in any order, **strong hand only** from Area A.

Scoring:

Comstock

Targets:

2 Classic, 3 Classic Poppers

Possible Points: 35

Minimum Rounds: 7

Start Position:

Standing relaxed in Area A, facing downrange with both hands relaxed by sides.

Start:

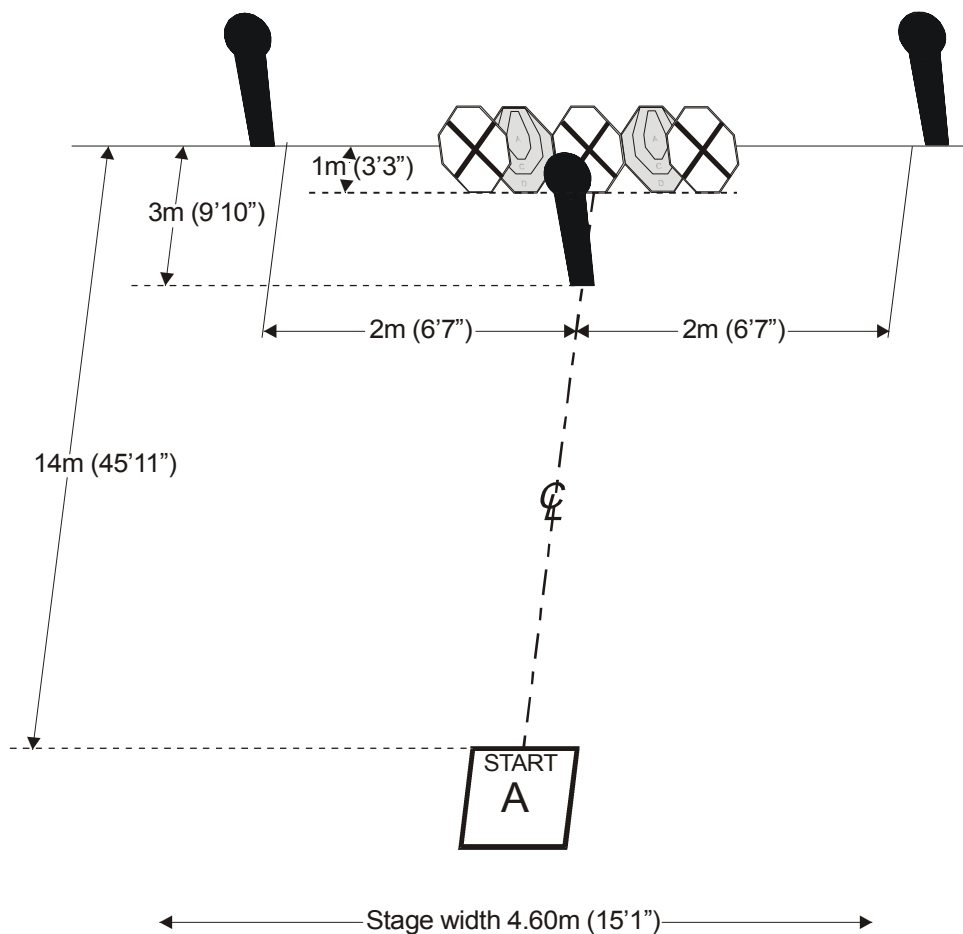
On audible signal

Stop:

Last shot

Penalties:

As per current edition IPSC rules



Setup Notes: Set paper targets to 1.52m (5 feet) to the top of the targets. Area A, is 1m (3'3") by 1m (3'3").



PUERTO RICO PRACTICAL SHOOTING ASSOCIATION

Stage: 3

Course Designer: IPSC

Date: 11/8/2015

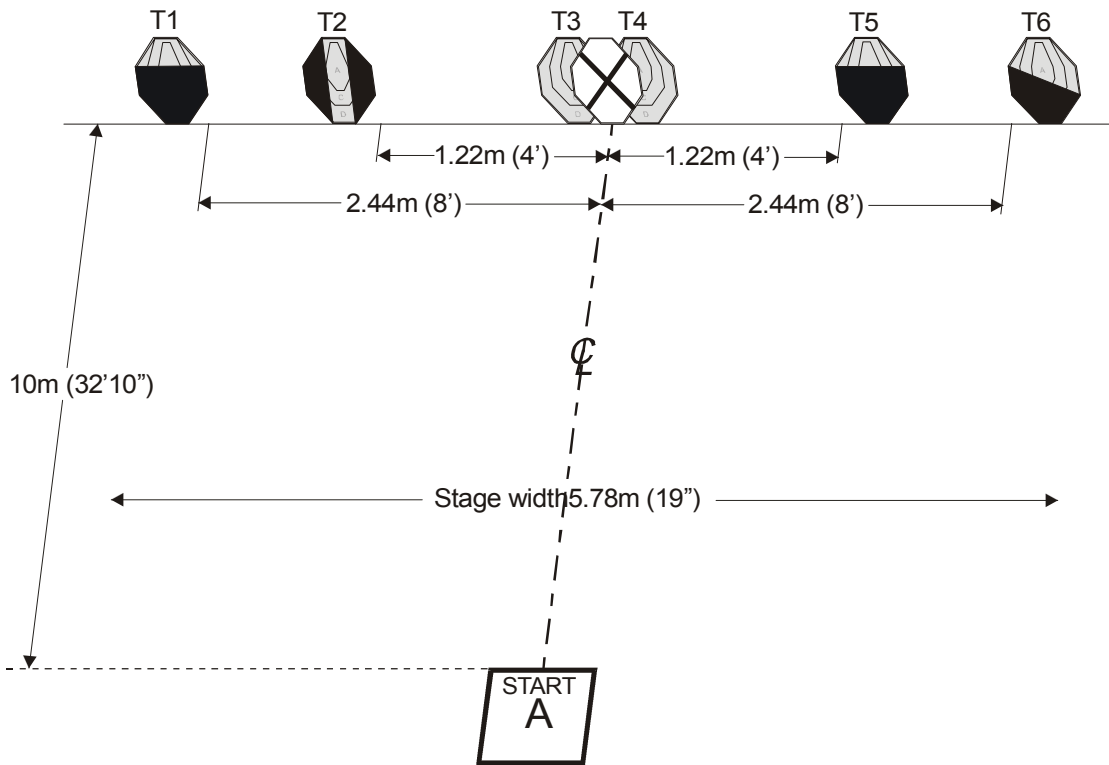


Course of Fire Type: Short Classifier Stage

Stage Procedure:

On start signal, from Area A, shoot T1-T6 with **one** round each target, perform a mandatory reload, and from Area A, shoot T1-T6 with **one** round each target.

Scoring:	Comstock
Targets:	6 Classic
Possible Points:	60
Minimum Rounds:	12
Start Position:	Standing relaxed in Area A facing targets.
Start:	On audible signal
Stop:	Last shot
Penalties:	As per current edition IPSC rules



SETUP NOTES: Set paper targets to 1.52m (5 feet) to the top of targets. Area A is 0.92m (3') by 0.92m (3'). T1 and T2 hard cover is from perforation of A zone outward from top to bottom on both sides of A zone. T5 hard cover cuts through from notch to notch as shown. T6 hard cover runs diagonal from top left notch downward to top bottom notch. T3 and T4 are butted edge to edge, the penalty target is then centered on them. Center of the penalty target is on center line.



PUERTO RICO PRACTICAL SHOOTING ASSOCIATION

Stage: 4

Course Designer: IPSC

Date: 11/8/2015



Course of Fire Type: Short Classifier Stage

Stage Procedure:

Upon start signal, shoot T1-T5 with only 1 round per target freestyle.

Scoring: Comstock

Targets: 5 Classic

Possible Points: 25

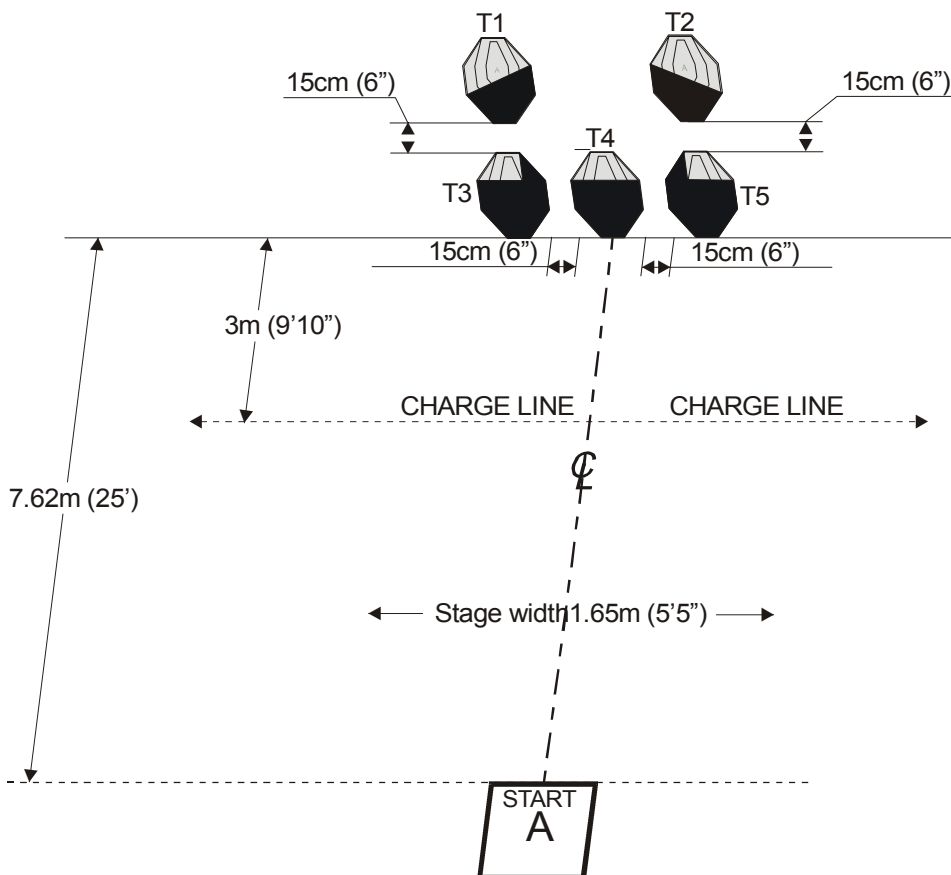
Minimum Rounds: 5

Start Position: Standing relaxed in Area A facing targets.

Start: On audible signal

Stop: Last shot

Penalties: As per current edition IPSC rules



SETUP NOTES: Targets T1 & T3 and T2 & T5 are mounted above each other on one target stand. The bottom of T3, T4, are 14 inches above ground. Hard cover on T3 and T5 covers from left top where the D scoring line and C scoring join, straight down to the corner of the A zone then straight across the A zone (As shown). Area A is 0.92m (3') by 0.92m (3').



PUERTO RICO PRACTICAL SHOOTING ASSOCIATION

Stage: 5

Course Designer: IPSC

Date: 11/8/2015



Course of Fire Type: Short Classifier Stage

Stage Procedure:

On start signal, from Area A shoot T1-T4 and CP1.

Scoring:

Comstock

Targets:

4 Classic, 1 Classic poppers

Possible Points:

45

Minimum Rounds:

9

Start Position:

Standing relaxed in Area A, with both wrists above respective shoulders.

Start:

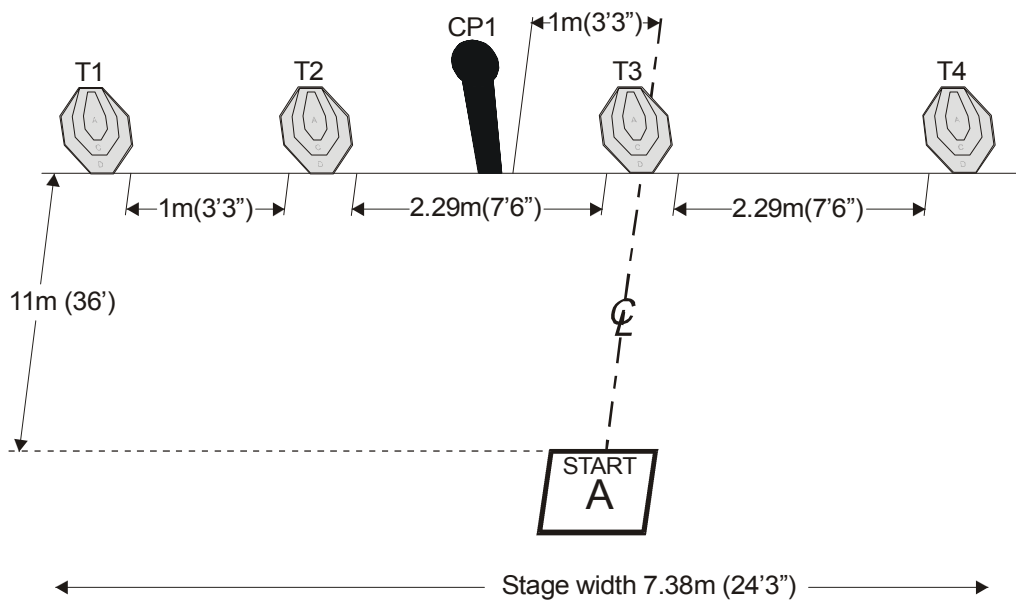
On audible signal

Stop:

Last shot

Penalties:

As per current edition IPSC rules



SETUP NOTES: Set paper targets to 1.52m (5 feet) to top of targets. Area A is 0.92m(3') by 0.92m(3'). Angle T1, T2 and T4 to face shooting Area.



PUERTO RICO PRACTICAL SHOOTING ASSOCIATION

Stage: 6

Course Designer: IPSC

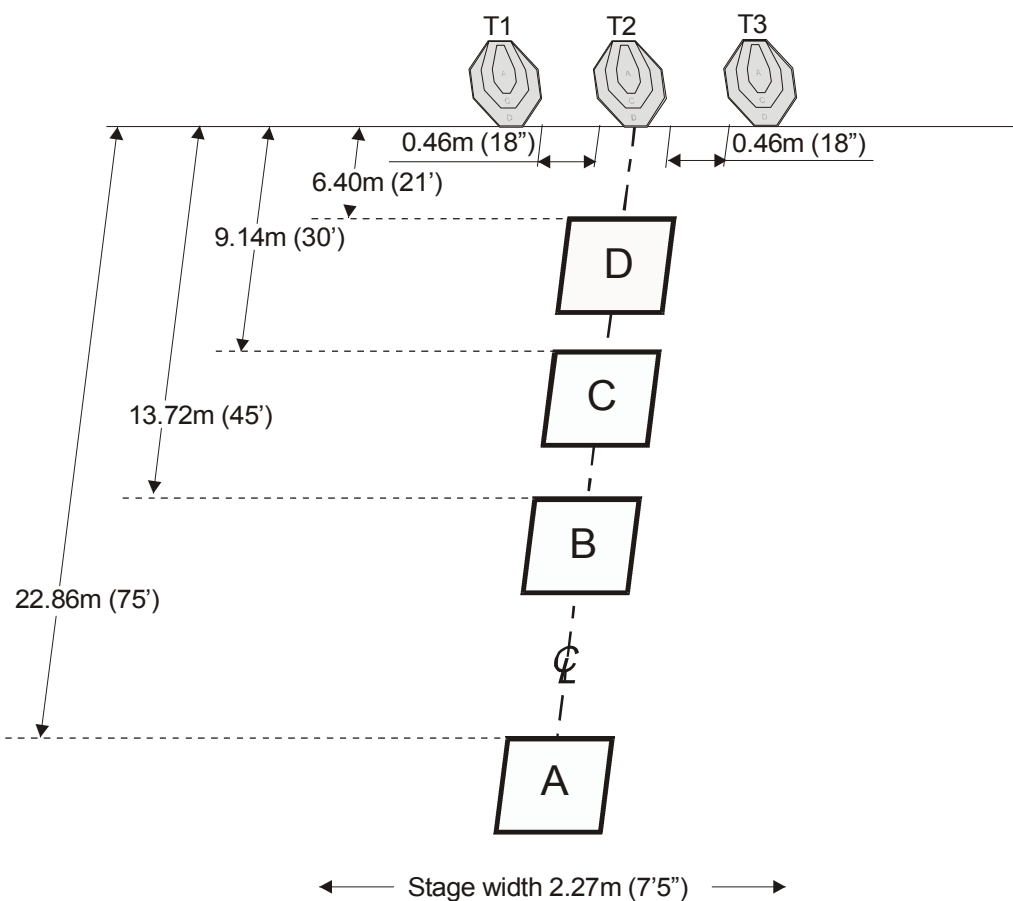
Date: 11/8/2015



Course of Fire Type: Medium Classifier Stage Stage Procedure:

On start signal, from Area A, shoot T1-T3 with minimum 2 rounds each, then make a mandatory reload and from Area B again shoot T1-T3 with minimum 2 rounds each, then make a mandatory reload and from Area C again shoot T1-T3 with minimum 2 rounds each, then make a mandatory reload and from Area D again shoot T1-T3 with minimum 2 rounds each. All rounds must be shot from inside the Areas. Both feet must be inside the Areas when shooting.

Scoring:	Comstock
Targets:	3 Classic
Possible Points:	120
Minimum Rounds:	24
Start Position:	Standing relaxed in shooting Area A, both arms hanging relaxed at sides.
Start:	On audible signal
Stop:	Last shot
Penalties:	As per current edition IPSC rules



SETUP NOTES: Set paper targets to 1.52m (5 feet) to the top of the targets. All Areas are 0.92m (3') by 0.92m (3').