



2015 US IPSC Nationals
Stage 1 "High Stepping"
Course Designer: Jenx/Smitty



START POSITION: Straddling either start stick

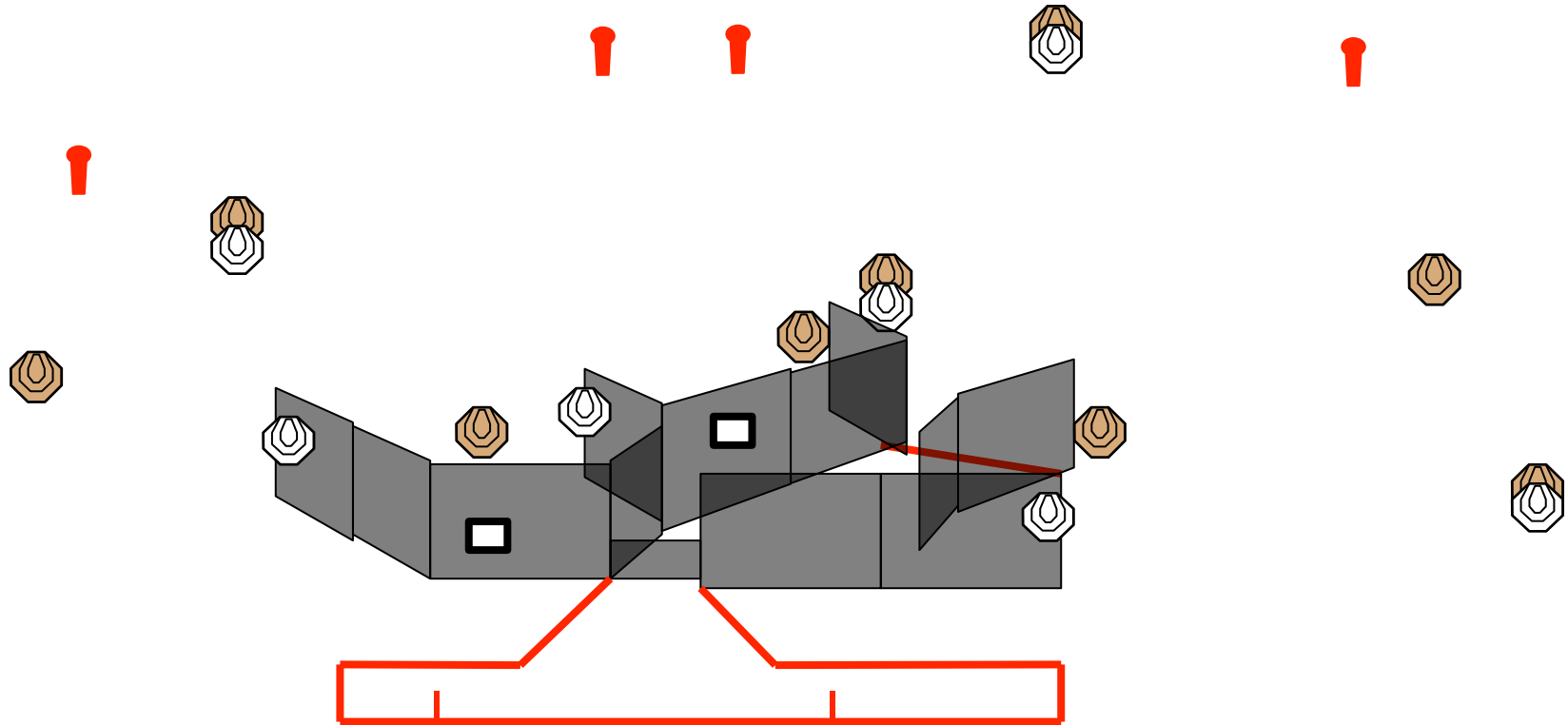
GUN READY CONDITION: Loaded and Holstered

STAGE PROCEDURE: Engage targets as they become visible from within the shooting area

SCORING: Medium Course 22 rounds 110 points

START: Audible

TARGETS: 9 IPSC Targets 4 IPSC Poppers





2015 US IPSC Nationals
Stage 2 "Steely Eye"
Course Designer: Jenx/Smitty



START POSITION: Straddling either start stick

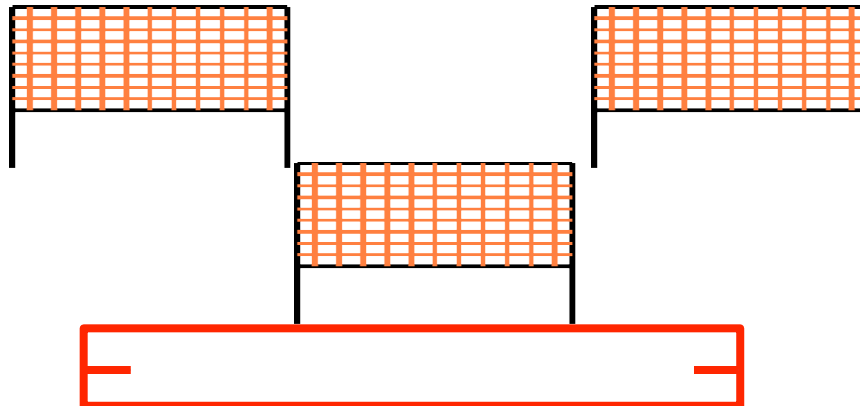

GUN READY CONDITION: Unloaded and Holstered

STAGE PROCEDURE: Engage targets as they become visible from within the shooting area

SCORING: Short Course 11 rounds 55 points

START: Audible

TARGETS: 6 IPSC Poppers 2 IPSC Mini Poppers 3 IPSC Plates





2015 US IPSC Nationals
Stage 3 "A View Askew"
Course Designer: Jenx/Smitty



START POSITION: Standing anywhere in the shooting area

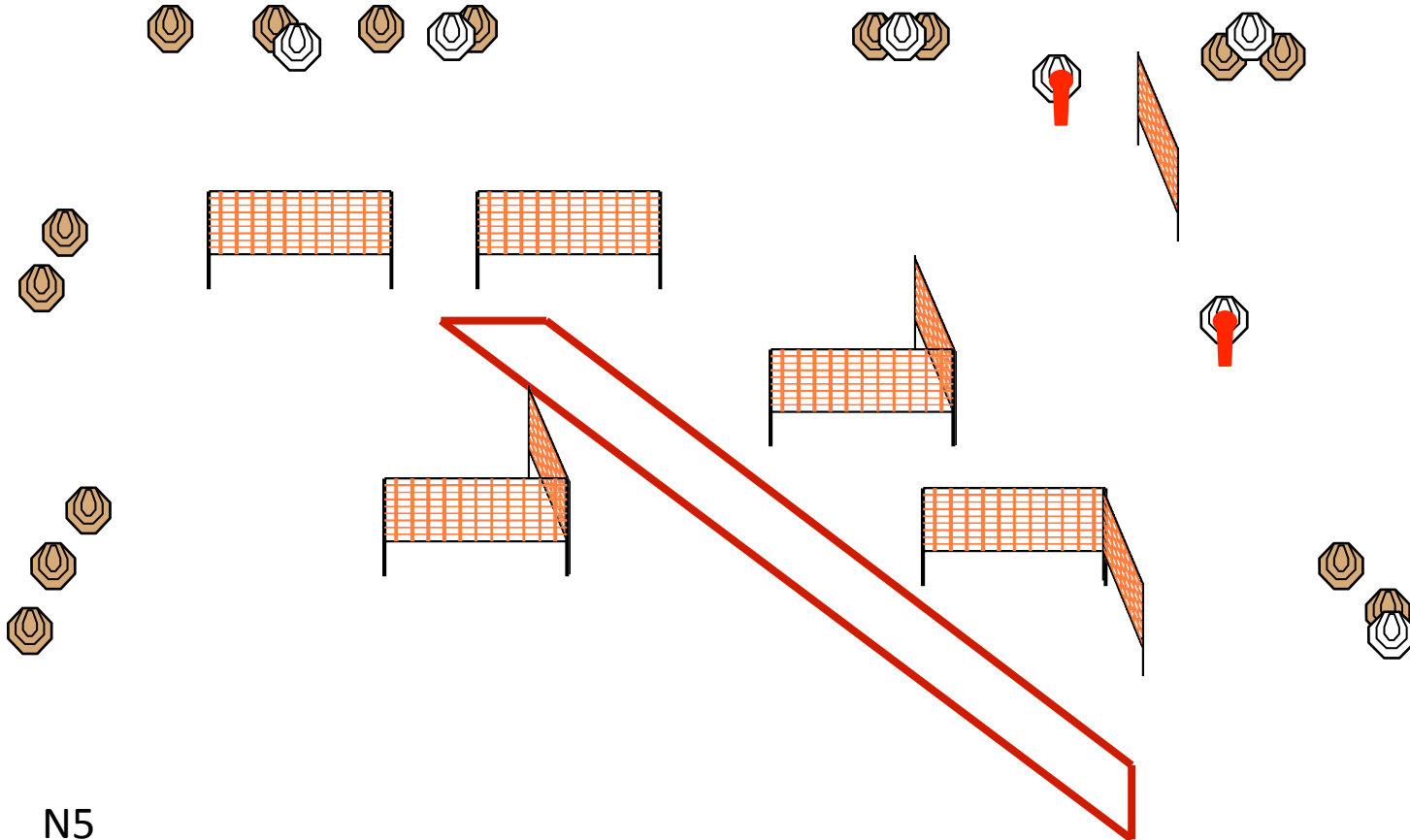
GUN READY CONDITION: Loaded and Holstered

STAGE PROCEDURE: Engage targets as they become visible from within the shooting area

SCORING: Long Course 32 rounds 160 points

START: Audible

TARGETS: 15 IPSC Targets 2 IPSC Poppers



N5



2015 US IPSC Nationals
Stage 4 "Hope Springs"
Course Designer: Jenx/Smitty



START POSITION: Standing anywhere in the shooting area

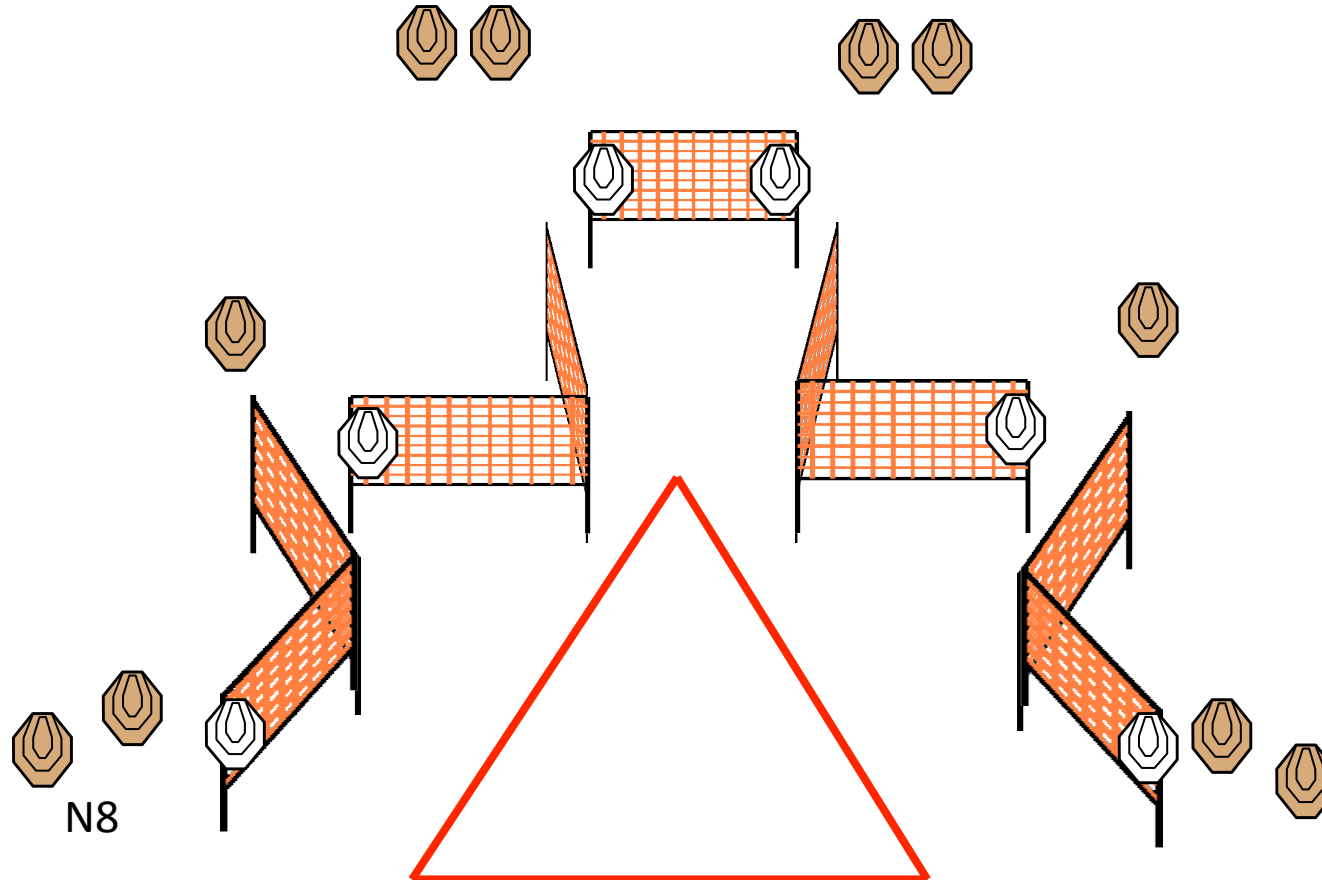
GUN READY CONDITION: Loaded and Holstered

SCORING: Medium Course 20 rounds 100 points

START: Audible

STAGE PROCEDURE: Engage targets as they become visible from within the shooting area

TARGETS: 10 IPSC Targets





2015 US IPSC Nationals
Stage 5 "20/40"
Course Designer: Jenx/Smitty



START POSITION: Straddling start stick

GUN READY CONDITION: Loaded and Holstered


STAGE PROCEDURE: Engage targets as they become visible from within the shooting area. Stomp pad activates MT which is not visible at rest.

SCORING: Short Course 8 rounds 40 points

START: Audible

TARGETS: 2 IPSC Targets

BEST 4 ROUNDS PER TARGET WILL SCORE



N6



2015 US IPSC Nationals
Stage 6 "2BnamedL8R"
Course Designer: Jenx/Smitty



START POSITION: Straddling start stick, palms flat on wall

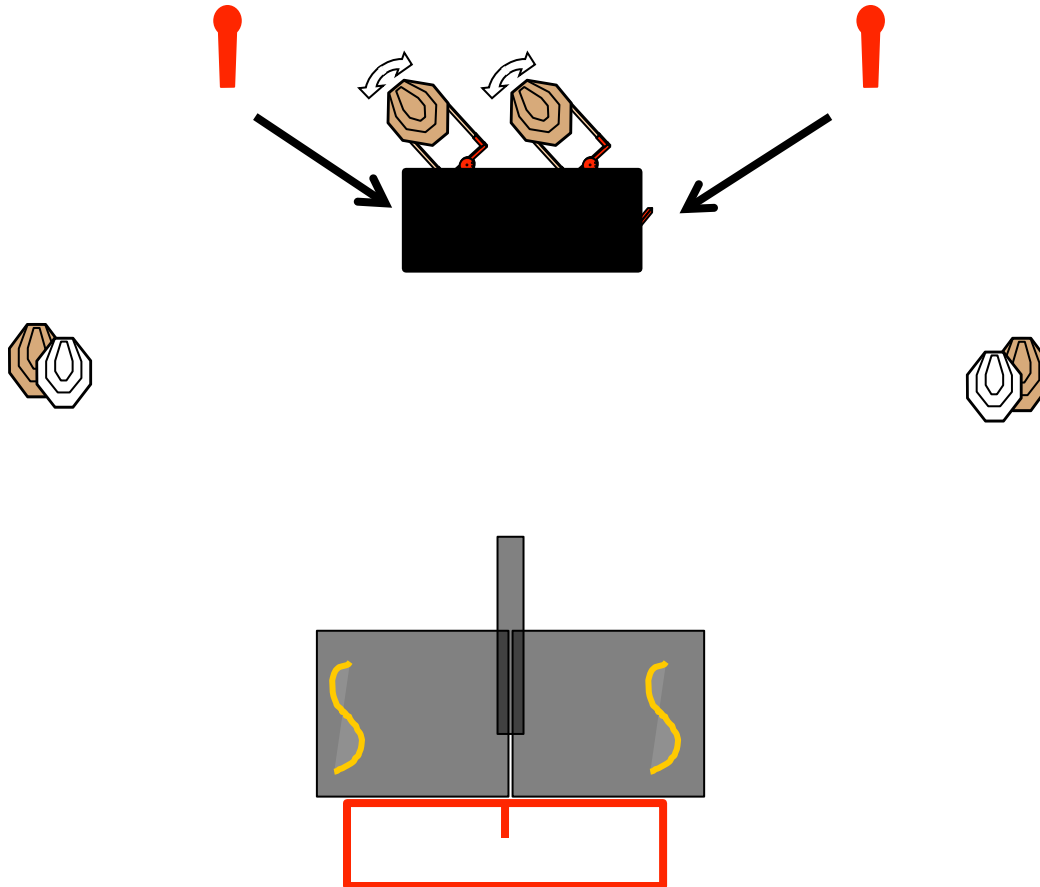
GUN READY CONDITION: Loaded and Holstered

STAGE PROCEDURE: Engage targets as they become visible from within the shooting area. PP 1 activates SW 1, PP 2 Activates SW 2. Swingers are visible at rest.

SCORING: Short Course 10 rounds 50 points

START: Audible

TARGETS: 4 IPSC Targets 2 IPSC Poppers



N7



2015 US IPSC Nationals
Stage 7 "Slot Series"
Course Designer: Jenx/Smitty



START POSITION: Straddling start stick facing up range

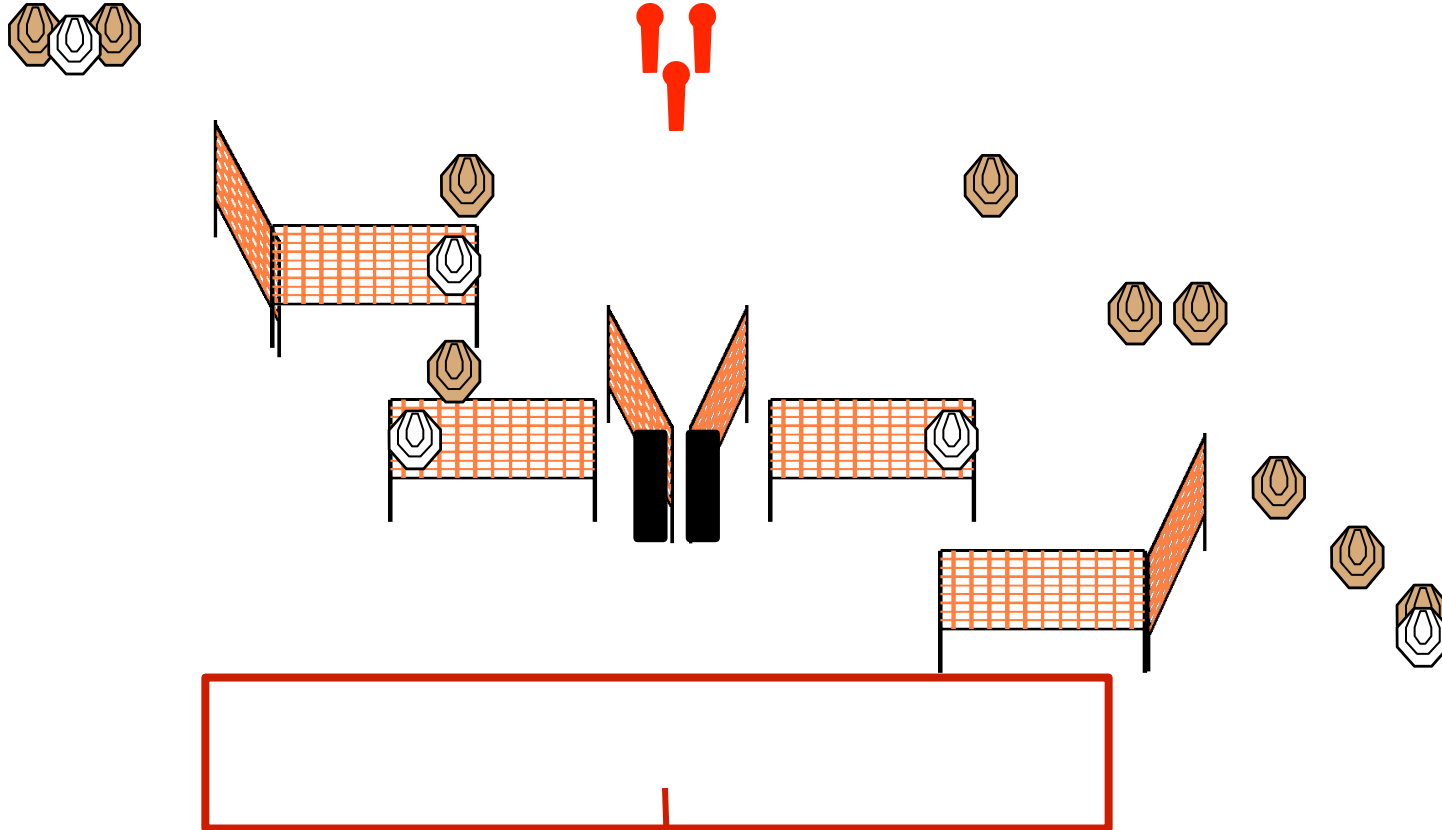
GUN READY CONDITION: Unloaded and Holstered

STAGE PROCEDURE: Engage targets as they become visible from within the shooting area

SCORING: Medium Course 23 rounds 115 points

START: Audible

TARGETS: 10 IPSC Targets 3 IPSC Poppers



S1



2015 US IPSC Nationals
Stage 8 “Wheels Up”
Course Designer: Jenx/Smitty



START POSITION: Straddling start stick, wrists above respective shoulders

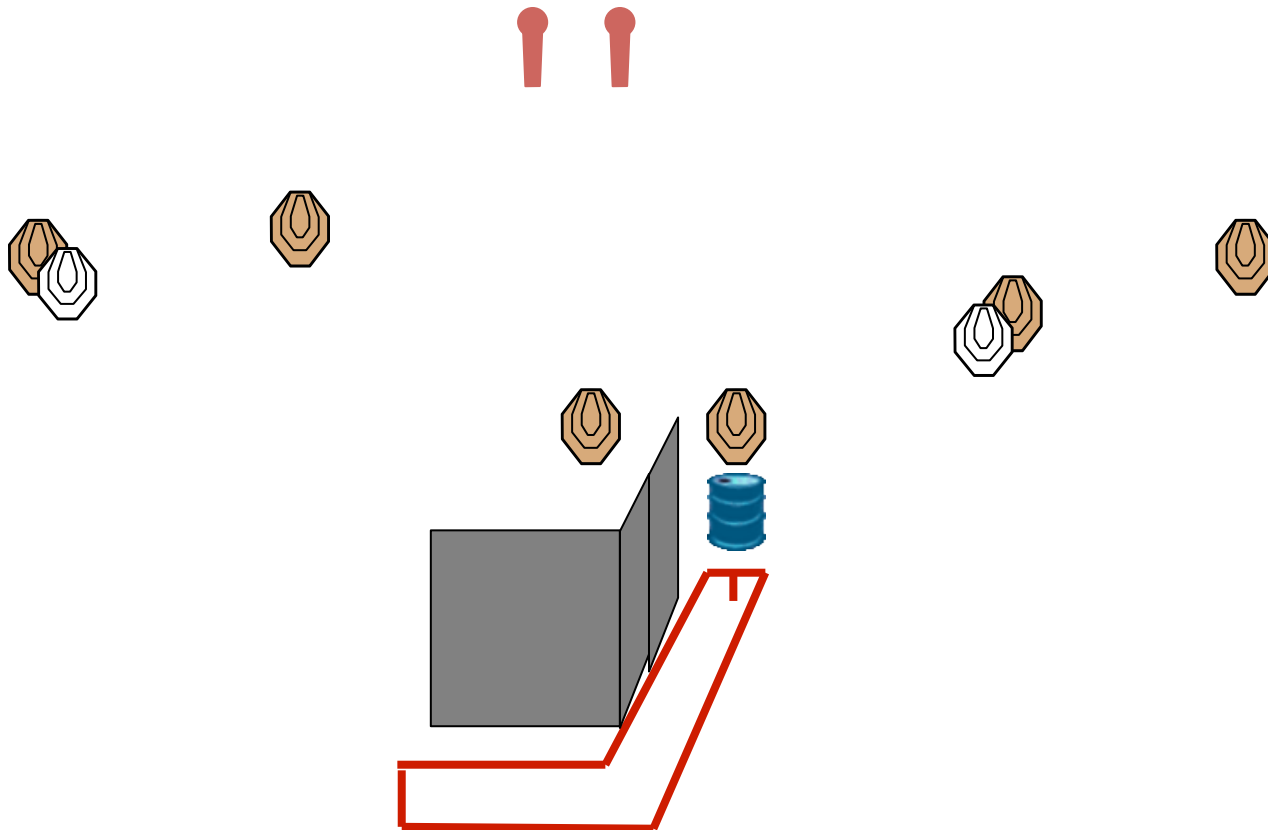
GUN READY CONDITION: Unloaded on barrel, magazines on belt.

SCORING: Medium Course 14 rounds 70 points

START: Audible

STAGE PROCEDURE: Engage targets as they become visible from within the shooting area

TARGETS: 6 IPSC Targets 2 IPSC Poppers





2015 US IPSC Nationals
Stage 9 "Down and Dirty"
Course Designer: Jenx/Smitty



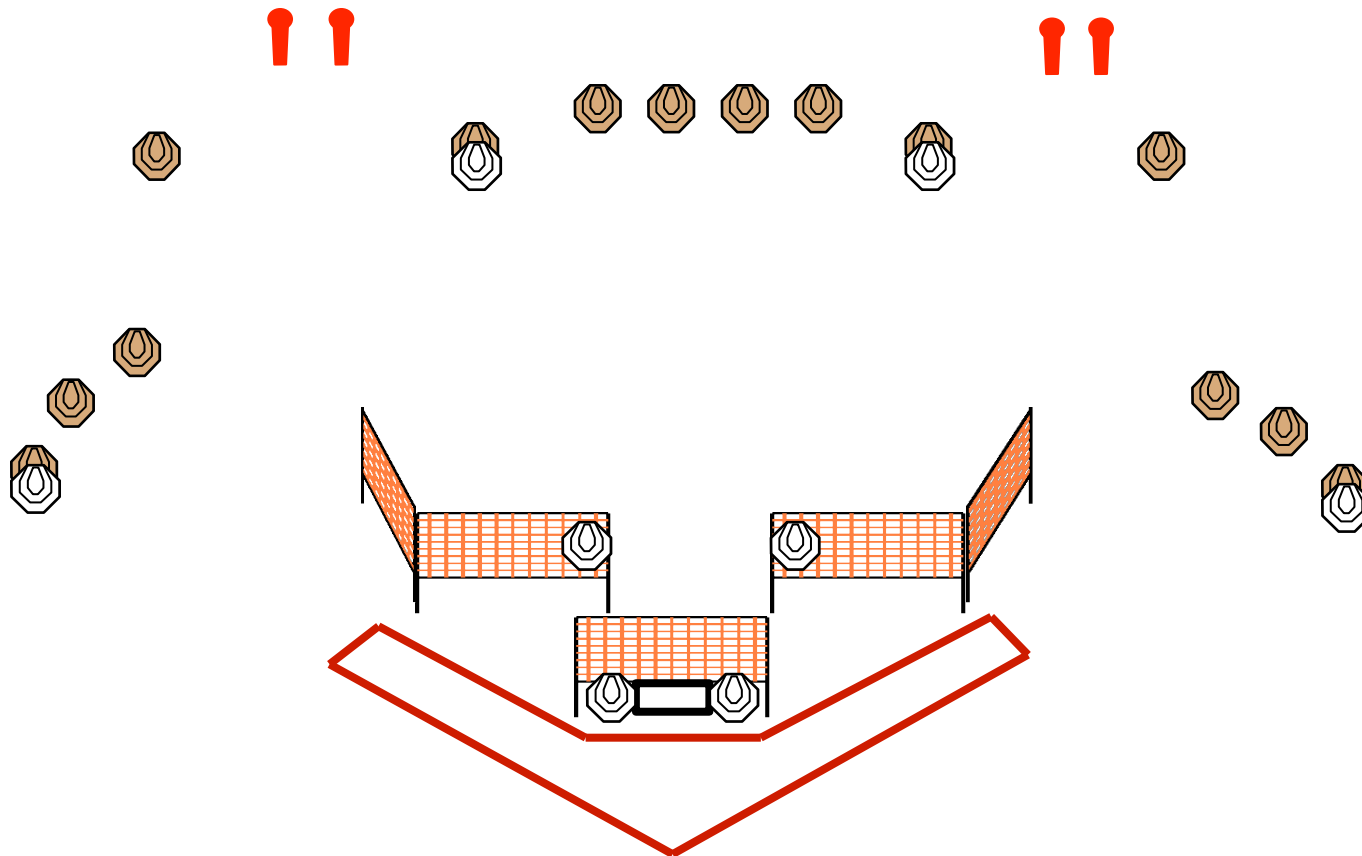
START POSITION: Standing anywhere within the shooting area

GUN READY CONDITION: Loaded and Holstered

STAGE PROCEDURE: Engage targets as they become visible from within the shooting area

SCORING: Long Course 32 rounds 160 points
START: Audible

TARGETS: 14 IPSC Targets 4 IPSC Poppers





2015 US IPSC Nationals
Stage 10 "In Harm's Way"
Course Designer: Jenx/Smitty



START POSITION: Standing in Shooting area, palms flat on marks

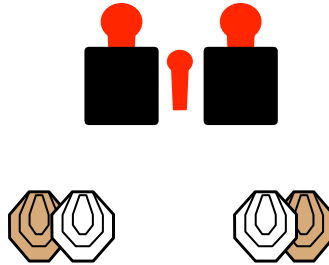
GUN READY CONDITION: Loaded and Holstered

STAGE PROCEDURE: Engage targets as they become visible from within the shooting area.

SCORING: Short Course 9 rounds 45 points
START: Audible

TARGETS: 2 IPSC Targets 3 IPSC Poppers

BEST THREE HITS PER TARGET WILL SCORE



S13





2015 US IPSC Nationals
Stage 11 "Cobra 1"
Course Designer: Jenx/Smitty




START POSITION: Standing in shooting area

GUN READY CONDITION: Loaded and Holstered


STAGE PROCEDURE: Engage targets as they become visible from within the shooting area. Popper activates MT which is visible at rest.

SCORING: Short Course 7 rounds 35 points
START: Audible

TARGETS: 1 IPSC Target 1 IPSC Popper, 4 IPSC Plates



S3





**2015 US IPSC Nationals
Stage 12 "Spirited Away"
Course Designer: Jenx/Smitty**



START POSITION: Standing anywhere within the shooting area

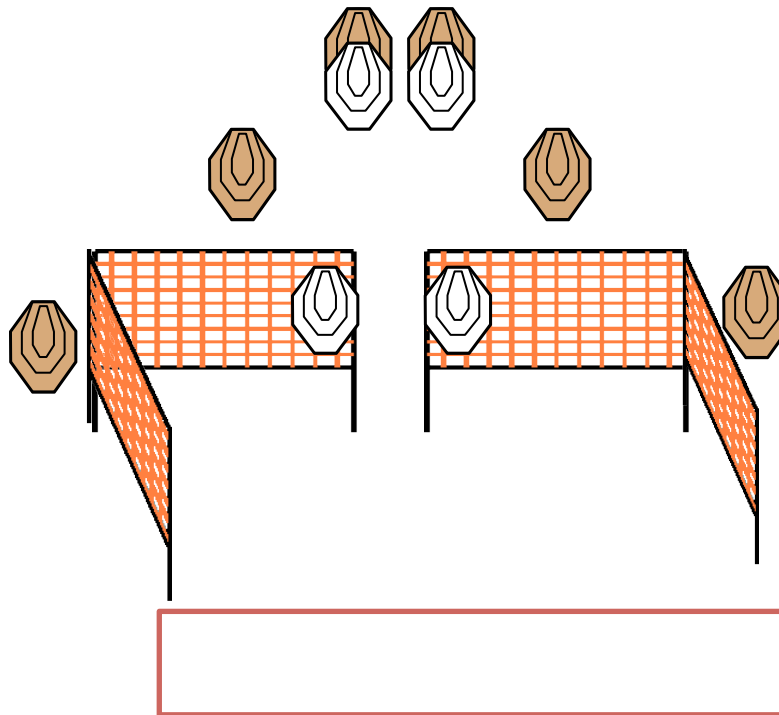
GUN READY CONDITION: Unloaded and Holstered

STAGE PROCEDURE: Engage targets as they become visible from within the shooting area

SCORING: Short Course 12 rounds 60 points

START: Audible

TARGETS: 6 IPSC Targets



S12



2015 US IPSC Nationals
 Stage 13 "Superstition"
 Course Designer: Jenx/Smitty



START POSITION: Straddling start stick

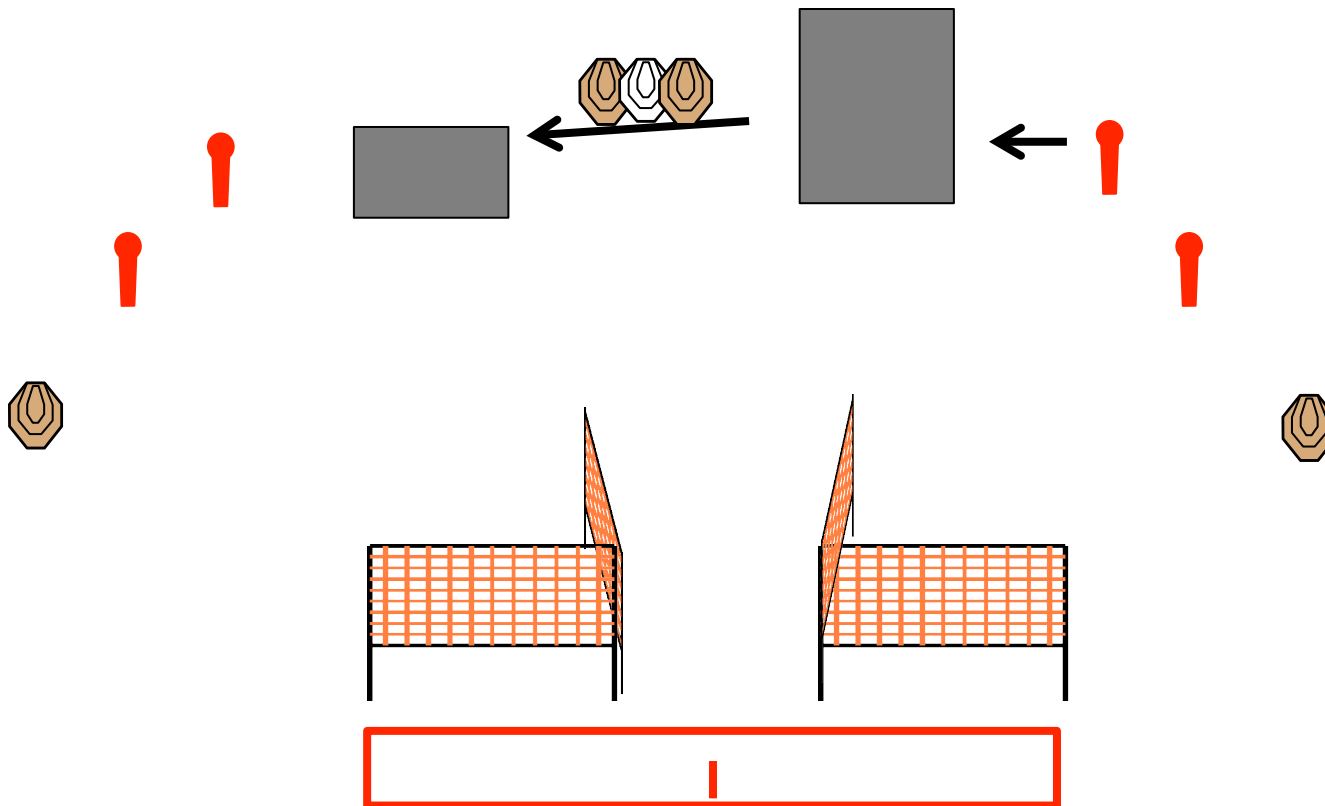
GUN READY CONDITION: Loaded and Holstered

STAGE PROCEDURE: Engage targets as they become visible from within the shooting area. PP1 activates sliding targets which are visible at rest.

SCORING: Short Course 12 rounds 60 points

START: Audible

TARGETS: 4 IPSC Targets 4 IPSC Poppers

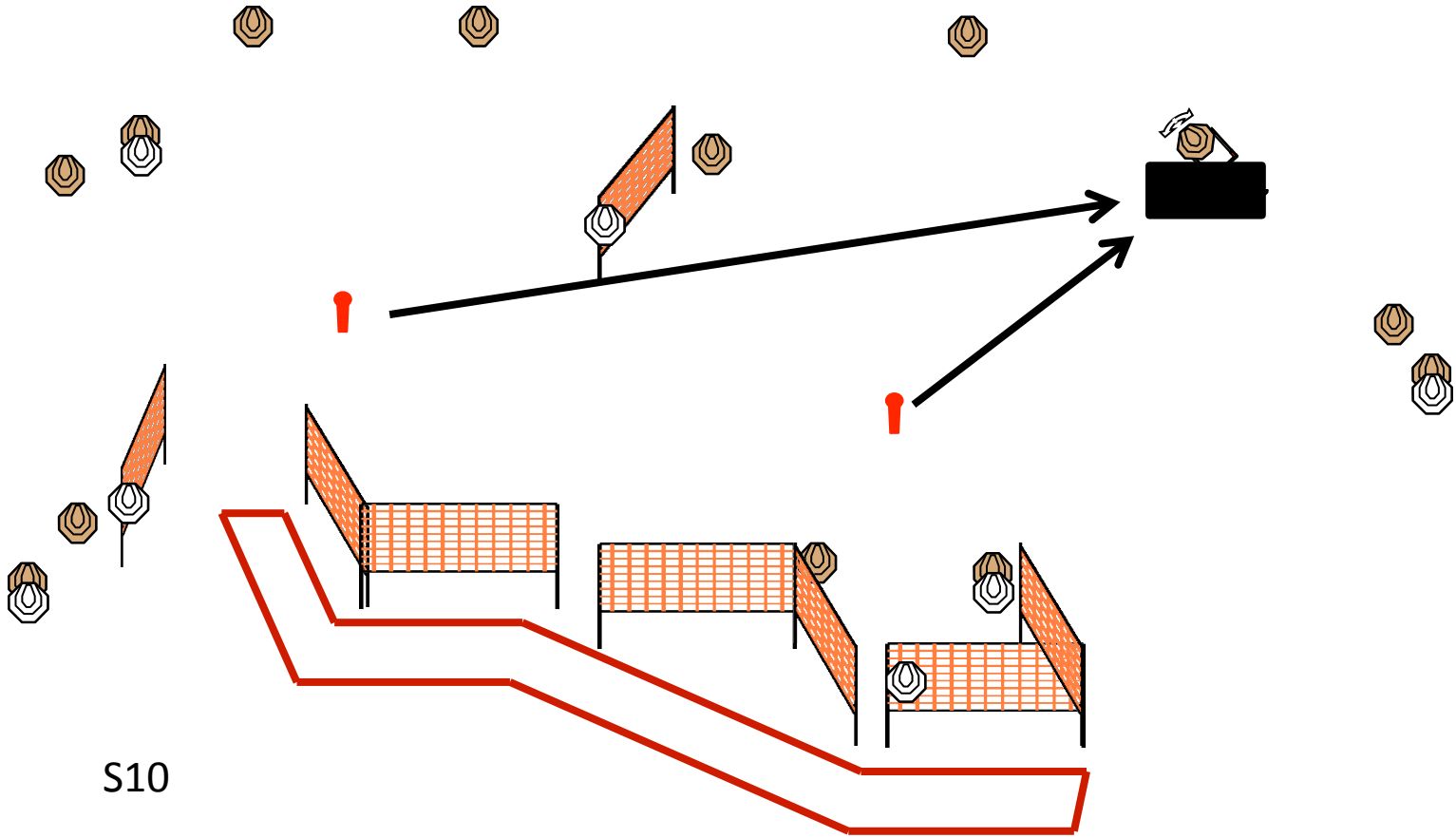




2015 US IPSC Nationals Stage 14 “Double Damage” Course Designer: Jenx/Smitty



START POSITION: Standing anywhere in the shooting area	
GUN READY CONDITION: Loaded and Holstered	SCORING: Long Course 28 rounds 140 points START: Audible
STAGE PROCEDURE: Engage targets as they become visible from within the shooting area. Both Poppers must fall to activate SW target which is visible at rest.	TARGETS: 13 IPSC Targets 2 IPSC Poppers





2015 US IPSC Nationals
Stage 15 "Willy Nilly"
Course Designer: Jenx/Smitty



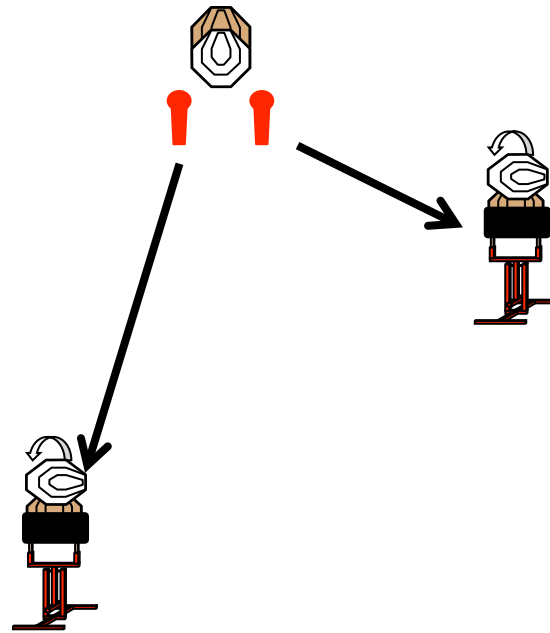
START POSITION: Standing in shooting area facing up range hands above respective shoulders

GUN READY CONDITION: Loaded and Holstered

SCORING: Short Course 8 rounds 40 points
START: Audible

STAGE PROCEDURE: Engage targets as they become visible from within the shooting area. PP1 activates MT1, PP 2 Activates MT 2, both MT visible at rest.

TARGETS: 3 IPSC Targets 2 IPSC Poppers





2015 US IPSC Nationals
 Stage 16 "Failsafe"
 Course Designer: Jenx/Smitty



START POSITION: Straddling start stick

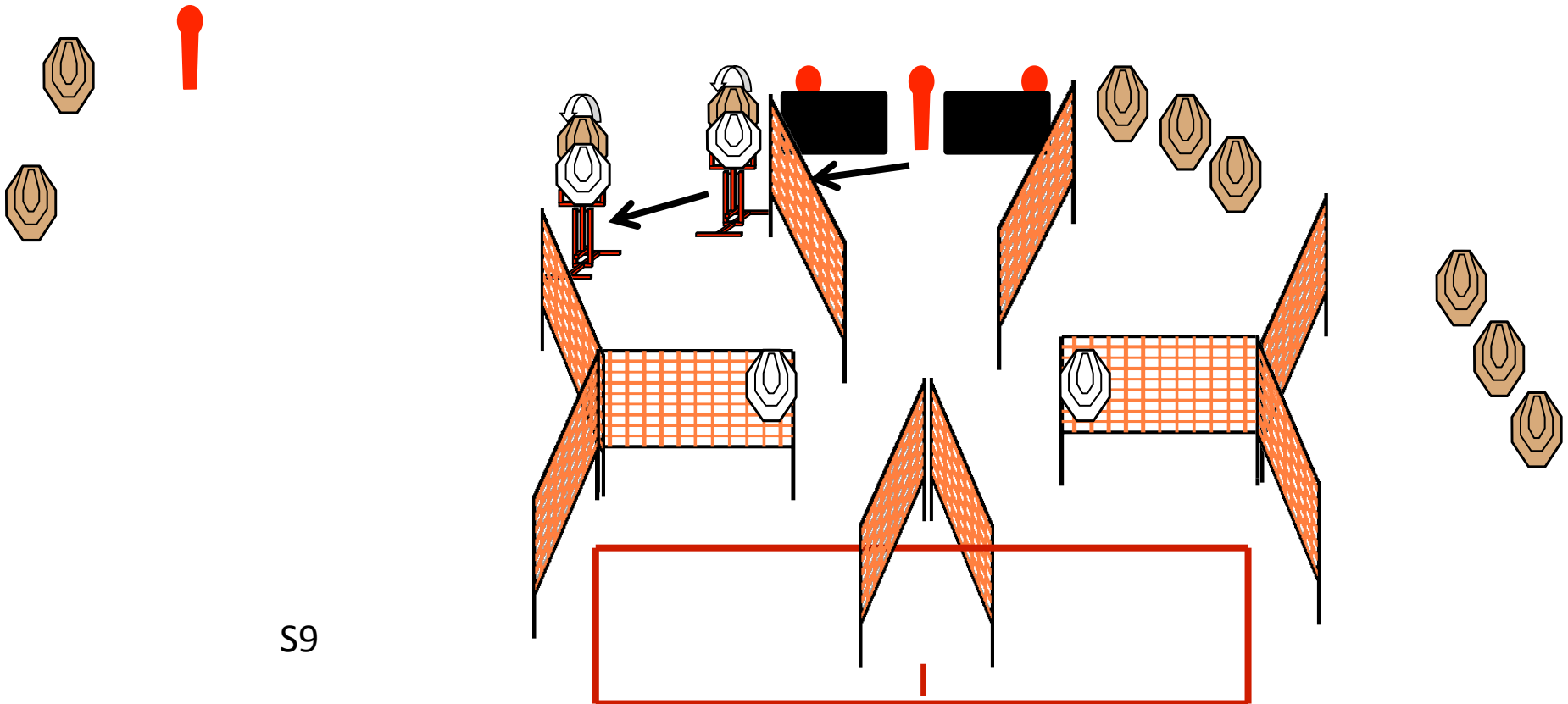
GUN READY CONDITION: Loaded and Holstered

STAGE PROCEDURE: Engage targets as they become visible from within the shooting area. PP3 activates MT 1, MT 1 activates MT 2, both MTs are visible at rest.

SCORING: Medium Course 24 rounds 120 points

START: Audible

TARGETS: 10 IPSC Targets 4 IPSC Poppers





2015 US IPSC Nationals
Stage 17 "8 Ball"
Course Designer: Jenx/Smitty



START POSITION: Standing in shooting area

GUN READY CONDITION: Magazine inserted, chamber empty and Holstered

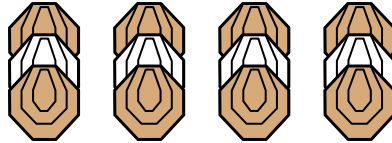
STAGE PROCEDURE: Engage targets as they become visible from within the shooting area.

SCORING: Short Course 8 rounds 40 points

START: Audible

TARGETS: 8 IPSC Targets

BEST ONE ROUND PER TARGET SCORED



35 yards



S7



2015 US IPSC Nationals
Stage 18 "Port Arms"
Course Designer: Jenx/Smitty



START POSITION: Standing anywhere inside of the shooting area

GUN READY CONDITION: Loaded and Holstered

STAGE PROCEDURE: Engage targets as they become visible from within the shooting area

SCORING: Medium Course 20 rounds 100 points

START: Audible

TARGETS: 9 IPSC Targets 2 IPSC Poppers

