



2 GUNS TEAM MATCH 3T SHOOTING CLUB

Stage: 1



START POSITION: Shooter A with rifle low ready position any where inside the shooting area.

GUN READY CONDITION: Rifle loaded low ready position safety engage. Pistol of the Shooter B on the barrel unloaded magazine inserted.

SCORING: Time Plus 100 Points

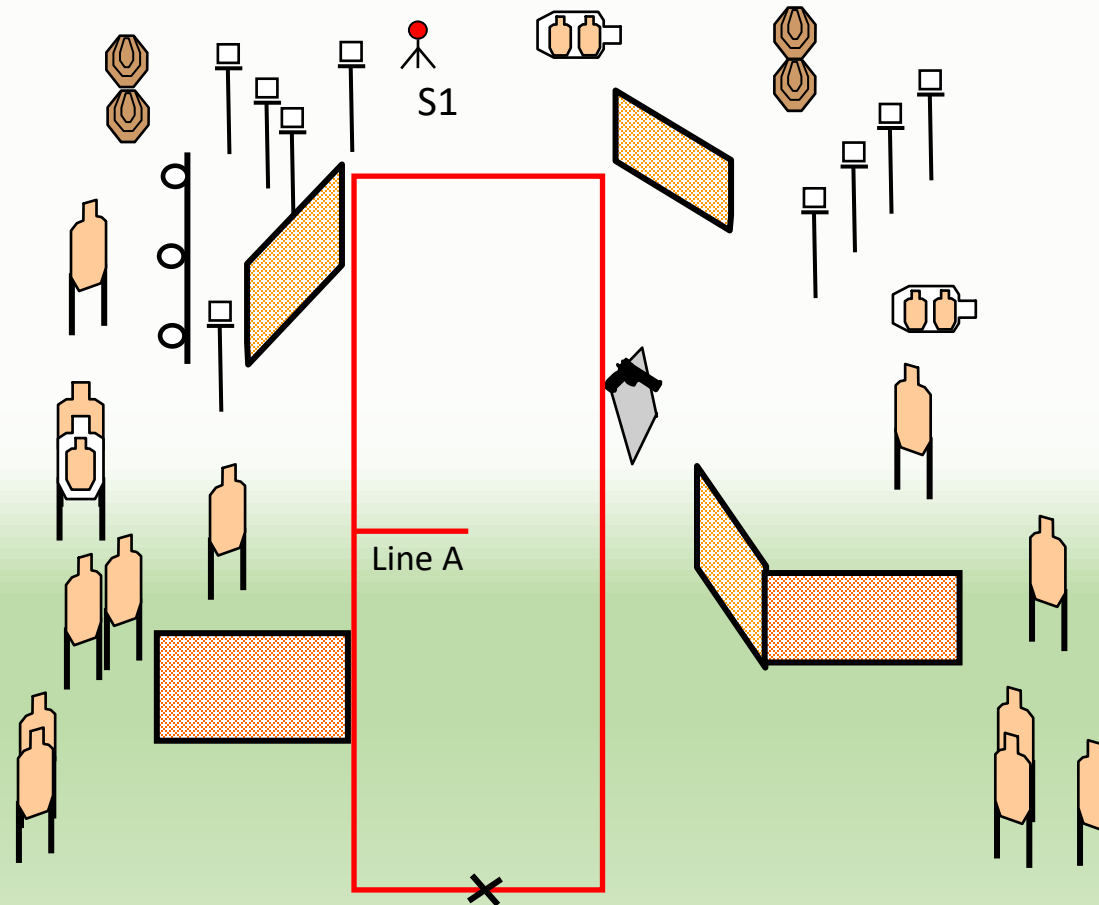
TARGETS EACH SHOOTER: Rifle: 17 Metric

Targets 1 Steel Pistol: 12 Steels 4 Classic Targets

START-STOP: Audible - Last shot **RULES:**

USPSA rule book

STAGE PROCEDURE: Shooter A engage with rifle only S1 touching mark and all Metric targets behind the Line A. Leave the rifle in the barrel and make the relay. Shooter B will reach the Line A behind the Shooter A. Shooter B engage all steel and Classic targets after the Line A with pistol.





2 GUNS TEAM MATCH 3T SHOOTING CLUB

Stage: 2

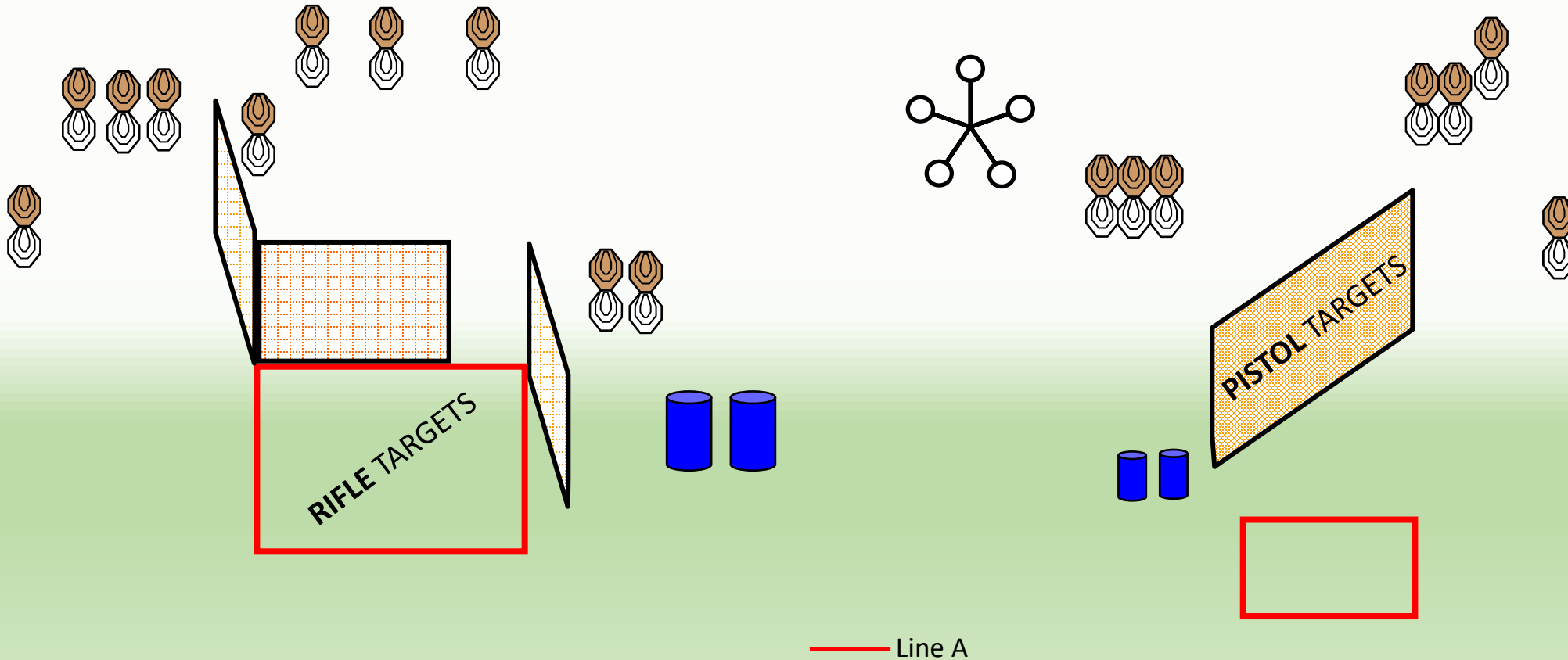


START POSITION: Shooter A standing anywhere inside the shooting area and Shooter B with one foot touching Line A

GUN READY CONDITION: Rifle low ready and the other rifle in the drum safety engage in the drums. Pistols unloaded magazine inserted.

SCORING: Time Plus 100 Points
TARGETS EACH SHOOTER: Rifle: 10
Paper Targets Pistol: 7 Paper Targets
START-STOP: Audible - Last shot **RULES:**
USPSA rule book

STAGE PROCEDURE: One shooter select engage the white targets and the other shooter the tan targets After the audible Shooter A engage with rifle paper targets leave the rifle in the drum and make the relay with the other shooter to shoot the other paper target with rifle. Then, make a relay and engage pistol targets and make the relay with the other shooter to engage the pistol targets. The Texas Star will engage by any or both shooters only with pistol only





2 GUNS TEAM MATCH 3T SHOOTING CLUB

Stage: 3



START POSITION: Shooter A standing anywhere inside the shooting area and Shooter B with one foot touching Mark.

GUN READY CONDITION: Rifle low ready and the other rifle in the drum safety engage in the drums. Pistols unloaded magazine in and holstered.

SCORING: Time Plus 100 Points

TARGETS EACH SHOOTER: Rifle:

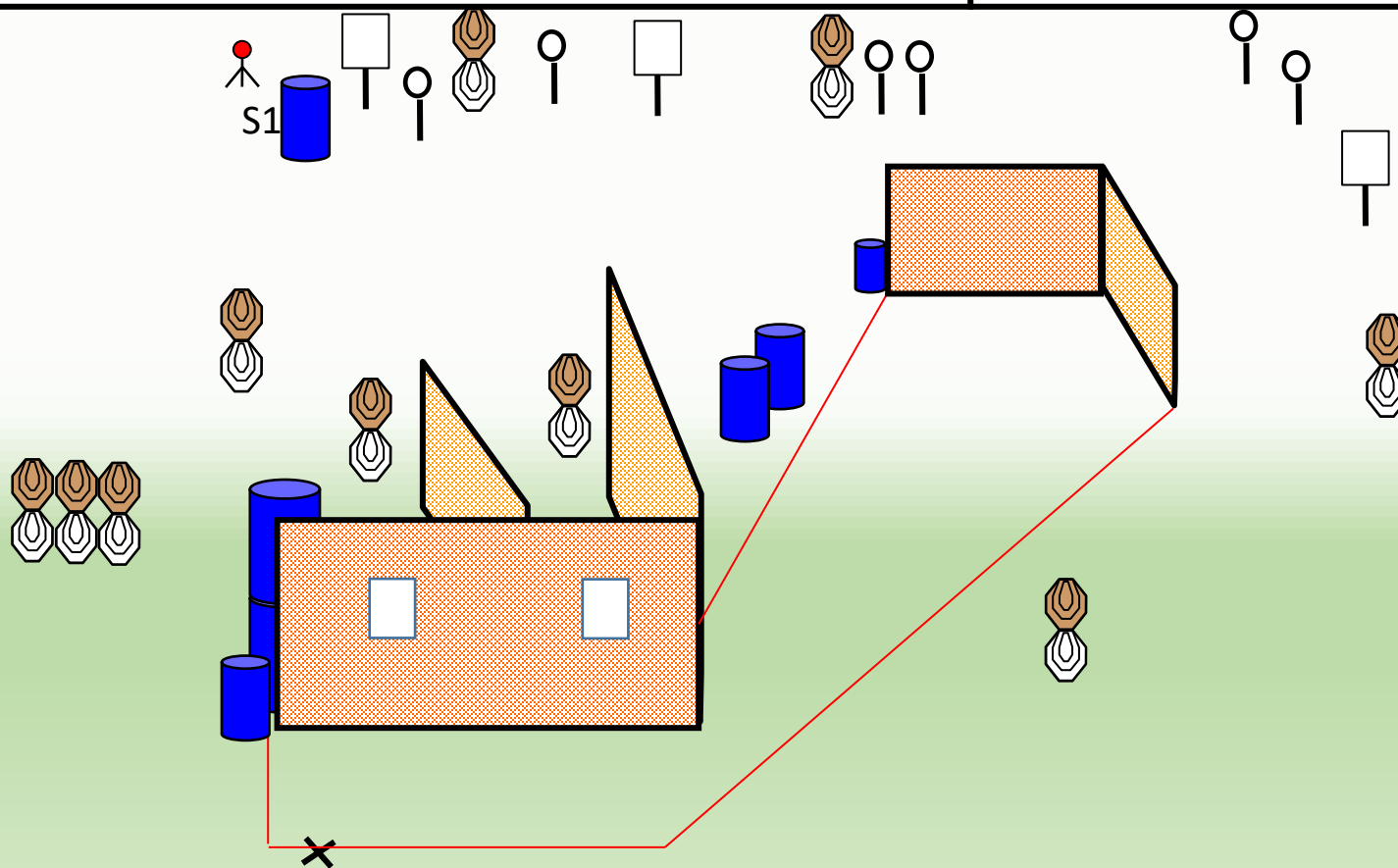
10 Paper Targets 1 Steel Pistol: 9

Steels (Square 2 shot each)

START-STOP: Audible - Last shot

RULES: USPSA rule book

STAGE PROCEDURE: One shooter select engage with rifle the white targets and the other shooter will shoot the tan targets. With pistol, engage all steels. After the audible Shooter A engage with rifle paper targets leave the rifle in the drum and make the relay with the other shooter to shoot the other paper target with rifle. Then, make a relay and engage all steel with pistol and make the relay with the other shooter to engage the steel targets. Square steel will neutralize with 2 shots. Both shooters will engage S1 with rifle.





PUERTO RICO PRACTICAL SHOOTING ASSOCIATION, INC.

2 GUNS TEAM MATCH **3T SHOOTING CLUB**



Stage: 4

START POSITION: Shooter A any where inside the shooting area with rifle low ready. Shooter #2 with out side of the shooting area. .

GUN READY CONDITION: Shooters with pistol magazine inserted NO Ammo in the chamber. Shooter A rifle low ready. Shooter B rifle in the drum.

SCORING: Time Plus 100 Points

Rifle and Pistol both Shooters – 1 Relay

STAGE PROCEDURE: After the audible signal Shooter A engage X1 and X2 touching the mark and engage the designated paper targets. Leave the rifle in the drum and engage the steel targets with the pistol. Make the relay. Shooter B engage X1 and X2 touching the mark and engage the designated paper targets. Leave the rifle in the drum and engage the steel targets with the pistol.

START-STOP: Audible - Last shot **RULES:**
USPSA rule book

